

# 摩根天添宝货币市场基金

## JPMorgan TTB RMB Money Market Fund

代码/ Fund code A类/A-share 000712 B类/B-share 000713 C类/C-share 020418

2024-07-31

### 投资目标/Investment Objective

在有效控制投资风险和保持较高流动性的基础上，力争获得高于业绩比较基准的稳定回报。

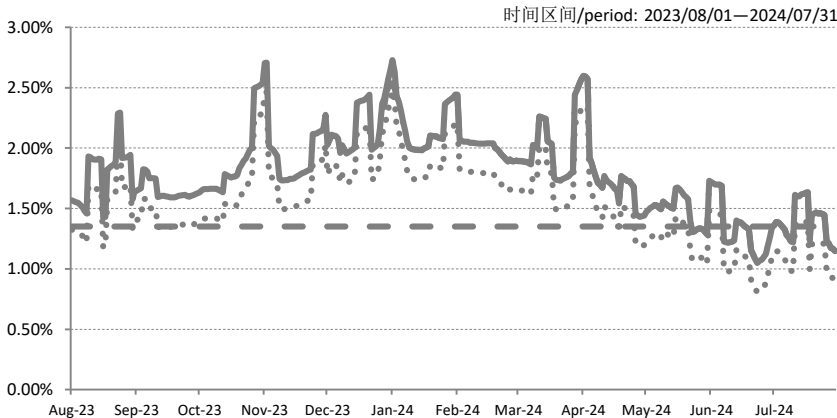
The fund aims to achieve a steady return above the benchmark through tight risk control and a high degree of liquidity.

### 投资范围/Permissible Investments

本基金投资于法律法规及监管机构允许投资的金融工具，包括现金、通知存款、短期融资券、一年以内（含一年）的银行定期存款和大额存单、期限在一年以内（含一年）的中央银行票据、期限在一年以内（含一年）的债券回购、剩余期限在397天以内（含397天）的债券、剩余期限在397天以内（含397天）的中期票据、剩余期限在397天以内（含397天）的资产支持证券以及中国证监会、中国人民银行认可的其他具有良好流动性的货币市场工具。

The fund invests in financial instruments under the permission of the laws, regulations and supervision institutions, including cash; call deposits; short-term financing note; bank deposits with maturity within 1 year (includes); Certificate of Deposits with maturity within 1 year (includes); Central Bank Notes with maturity within 1 year (includes); bond repos with maturity within 1 year (includes); bonds, mid-term notes, and asset-backed securities with maturity within 397 days (includes); other liquid money market instruments recognized by the CSRC and PBoC.

### 业绩表现-7日年化收益率/Fund performance – 7 day average annualized yield



..... 摩根天添宝货币A    —— 摩根天添宝货币B    ● 摩根天添宝货币C    - - 7天通知存款（税后）

区间7日年化收益率均值* Period 7 day average annualized yield*	今年以来 YTD	1个月 1 month	3个月 3 months	6个月 6 months	1年 1 year
摩根天添宝货币A JPMorgan TTB RMB MMF A-Share	1.49%	1.14%	1.16%	1.42%	1.56%
摩根天添宝货币B JPMorgan TTB RMB MMF B-Share	1.74%	1.39%	1.40%	1.66%	1.80%
摩根天添宝货币C** JPMorgan TTB RMB MMF C-Share**	1.74%	1.39%	1.40%	1.66%	-
7天通知存款（税后***） 7 day call deposit(after tax***)	1.35%	1.35%	1.35%	1.35%	1.35%

\*区间7日年化收益率均值是相应统计时间段内7日年化收益率的算术平均数。

\*Period 7 day average annualized yield is the arithmetic average of 7 day average annualized yield in a selected period of time.

\*\*本基金自2023年12月27日起增设C类基金份额，截至2024/7/31已披露的7日年化收益率未满一年。

\*\*The fund added C share class since Dec 27, 2023, and the historical performance is less than 1 year as at July 31, 2024.

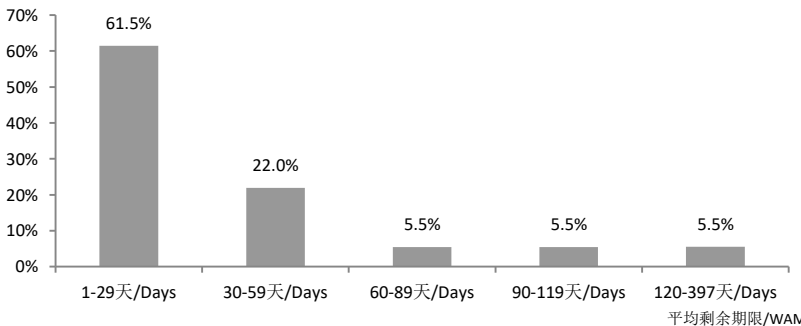
\*\*\*指储蓄存款利息所得税。

\*\*\*Refers to interest income tax on bank savings.

### 组合明细分析—报告期末投资组合平均剩余期限分布比例

#### Portfolio Analysis Breakdown – Weighted Average Maturity (WAM) Distribution

各期限资产占基金资产净值的比例（%）  
WAM distribution (% of NAV)



风险提示：基金管理人保证本报告所载资料不存在虚假记载、误导性陈述或重大遗漏，并对其内容的真实性、准确性和完整性承担个别及连带责任。报告内容未经托管人复核。基金管理人承诺以诚实信用、勤勉尽责的原则管理和运用基金资产，但不保证基金一定盈利。基金的过往业绩并不代表其未来表现。投资有风险，投资者在作出投资决策前应仔细阅读本基金的《基金合同》、《招募说明书》及其更新等法律文件。

Risk Disclosure: Fund managers ensure that the information contained in this report there has no false, misleading statements or material omissions, and severally and jointly accept responsibility for the truthfulness, accuracy and completeness of the contents. Report has not reviewed by the trustees. Fund managers are committed to honesty, diligence as the principles of management and use of fund assets, but does not guarantee the profitability of fund. Fund's past performance is not indicative of future performance. Investment contains risk. Before making investment decisions, investors should carefully read the Fund's "fund contract", "prospectus" and its updates and other legal documents.

# 摩根天添宝货币市场基金

## JPMorgan TTB RMB Money Market Fund

代码/ Fund code A类/A-share 000712 B类/B-share 000713 C类/C-share 020418

2024-07-31

### 基金信息/Fund facts

成立日期 Inception Date	2014/11/25
基金托管人 Custodian	中国建设银行股份有限公司 China Construction Bank
基金经理 Fund manager	孟晨波 鞠婷 Molly Meng, Judy Ju
业绩比较基准 Benchmark	同期七天通知存款利率(税后) 7 day call deposit (after tax)
最低申购金额(元)* Minimum subscription amount (RMB) *	A类/A-share 0.01 B类/B-share 5,000,000 C类/C-share 0.01
最低赎回份额(份) Minimum redemption amount (units)	A类/A-share 0.01 B类/B-share 100 C类/C-share 0.01
管理费率(每年) Management fees per year	0.15%
托管费率(每年) Custodian fees per year	0.05%
销售服务费率(每年) Distribution fees per year	A类/A-share 0.25% B类/B-share 0.01% C类/C-share 0.25%

期末基金份额(份) Fund holding (units)	A类/A-share 27,851,615.17 B类/B-share 153,943,157.13 C类/C-share 142,243.37
期末基金总资产(元) Fund total assets (yuan)	182,231,297.63
期末平均剩余期限(天) Weighted average maturity in days	31
期末平均剩余存续期(天) Weighted average life in days	31

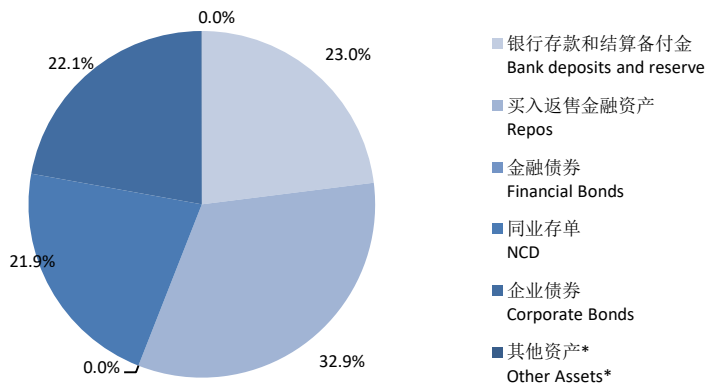
\*如在基金存续期内的任何一个开放日, A类基金份额持有人通过认购、申购、分配收益或其他方式, 使其持有的基金份额余额达到5,000,000份的, 即由A类持有人升级为B类基金份额持有人; 如在基金存续期内的任何一个开放日, B类持有人通过赎回或其他方式使其持有的基金份额少于5,000,000份, 即由B类持有人降为A类。

\*A-share investors who hold 5,000,000 units or more, will be changed to B-share investors; B-share investors who hold the units less than 5,000,000, will be automatically changed to A-share investors.

\*\*本基金自2023年12月27日起增设C类基金份额。

\*\*The fund added C share class since Dec 27, 2023.

### 组合明细分析—资产类别/ Portfolio Analysis Breakdown - Asset allocation



\*其他资产包括: 应收证券清算款、应收申购款等。

Other assets include receivable due from exchange and subscription receivable etc.

\*\*期末基金总资产中, 银行存款占比22.21%, 交易所逆回购占比21.97%

In fund total assets, bank deposits account for 22.21% and exchange reverse repos account for 21.97%.

### 组合明细分析—前十大持仓债券/Portfolio Analysis Breakdown - Top 10 Bonds holdings

类别 Instrument	代码 Code	名称 Name	摊余成本 Amortized Value	占基金资产净值 比例(%) % of NAV
同业存单 NCD	112303207	23农业银行 CD207	19,946,835.16	10.96
企业债 Corporate Bond	012384052	23京能洁能 SCP007	10,146,906.47	5.58
企业债 Corporate Bond	012480848	24鲁黄金 SCP002(科创 票据)	10,087,524.91	5.54
企业债 Corporate Bond	012481129	24厦翔业 SCP001	10,061,950.19	5.53
企业债 Corporate Bond	012481157	24国开投 SCP001	10,057,561.44	5.53
同业存单 NCD	112482520	24徽商银行 CD113	9,961,439.11	5.48
同业存单 NCD	112312160	23北京银行 CD160	9,946,595.27	5.47

风险提示: 基金管理人保证本报告所载资料不存在虚假记载、误导性陈述或重大遗漏, 并对其内容的真实性、准确性和完整性承担个别及连带责任。报告内容未经托管人复核。基金管理人承诺以诚实信用、勤勉尽责的原则管理和运用基金资产, 但不保证基金一定盈利。基金的过往业绩并不代表其未来表现。投资者在作出投资决策前应仔细阅读本基金的《基金合同》、《招募说明书》及其更新等法律文件。

Risk Disclosure: Fund managers ensure that the information contained in this report there has no false, misleading statements or material omissions, and severally and jointly accept responsibility for the truthfulness, accuracy and completeness of the contents. Report has not reviewed by the trustees. Fund managers are committed to honesty, diligence as the principles of management and use of fund assets, but does not guarantee the profitability of fund. Fund's past performance is not indicative of future performance. Investment contains risk. Before making investment decisions, investors should carefully read the Fund's "fund contract", "prospectus" and its updates and other legal documents.